

Dragon's Curse

SEQUEL TO: WONDERBOY III - MONSTER LAIR & BIKURIKIMAN

Wonder Boy III: The Dragon's Trap

Ver. 1.0

TITLE: DRAGON'S CURSE
DISTRIBUTOR: HUDSON SOFT
DEVELOPER: HUDSON SOFT
YEAR: 1990/1989
PLATFORM: TURBOGRAFX-16/MASTER SYSTEM
GENRE: SIDESCROLLING ADVENTURE

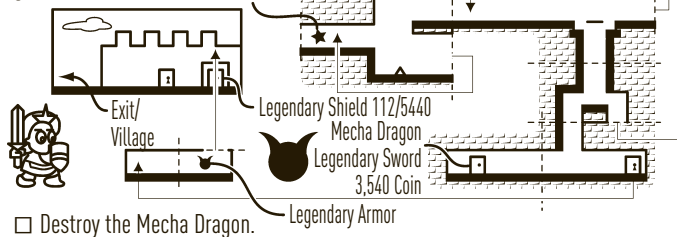
*Find the Legendary Armor
 Defeat the 5 Dragons to recover the Salamander Cross and remove the monster curse.*

Increase charisma
 Collect stones
 (99 maximum)
 Down + I to
 launch extra weapon

When you defeat a boss, avoid the blue
 stink flame to collect coins.
 Fill all life: Hold the II button when
 using medicine.

DRAGON CASTLE

THE LAST DUNGEON START



Swords

Legendary Sword
 Ivory Sword
 Mithril Sword
 Shogun Blade
 Crystal Sword
 Thunder Saber
 Magical Saber
 Lucky Sword
 Murasama Blade
 Tasmanian Sword

Shield

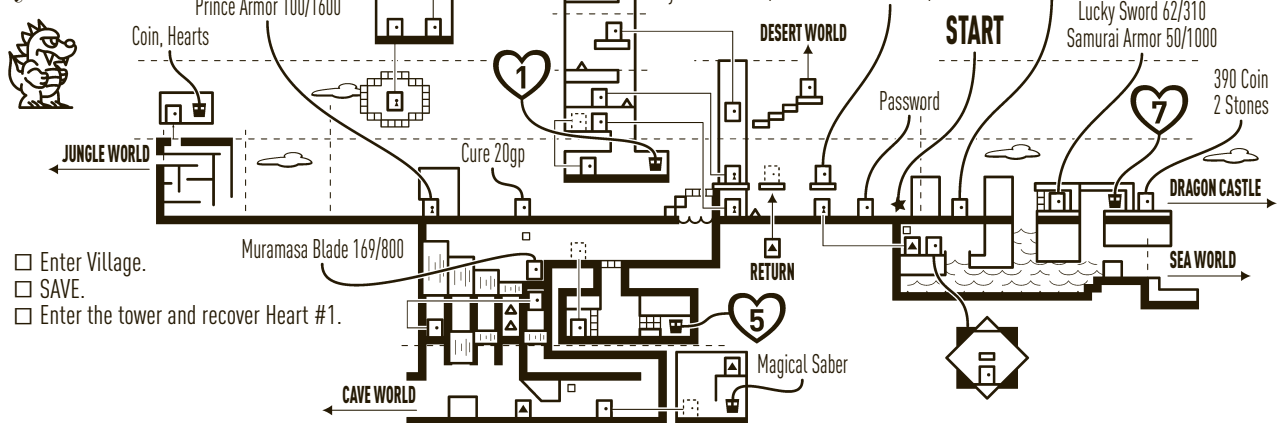
Legendary Shield
 Ivory Shield
 Mithril Shield
 Shogun Shield
 Crystal Shield
 Knight Shield
 Dancing Shield
 Aqua Shield
 Master Shield
 Heavenly Shield

Armor

Legendary Armor
 Ivory Armor
 Mithril Armor
 Shogun Lamellar
 Crystal Armor
 Goblin Mail
 Samurai Armor
 Dragon Mail
 Prince Armor
 Hades Armor


VILLAGE

MONSTER TOWN



SEA WORLD

SIDE-CRAWLER'S DANCE



- Enter Sea World.
 Collect power-ups and coin. Harvest 600 coin near Goblin Mail shop. Purchase Goblin Mail.
 Recover the key for the tower.
 Return to the Village. Purchase the Mithril equipment. SAVE. Enter the tower.

USE A RED PEN

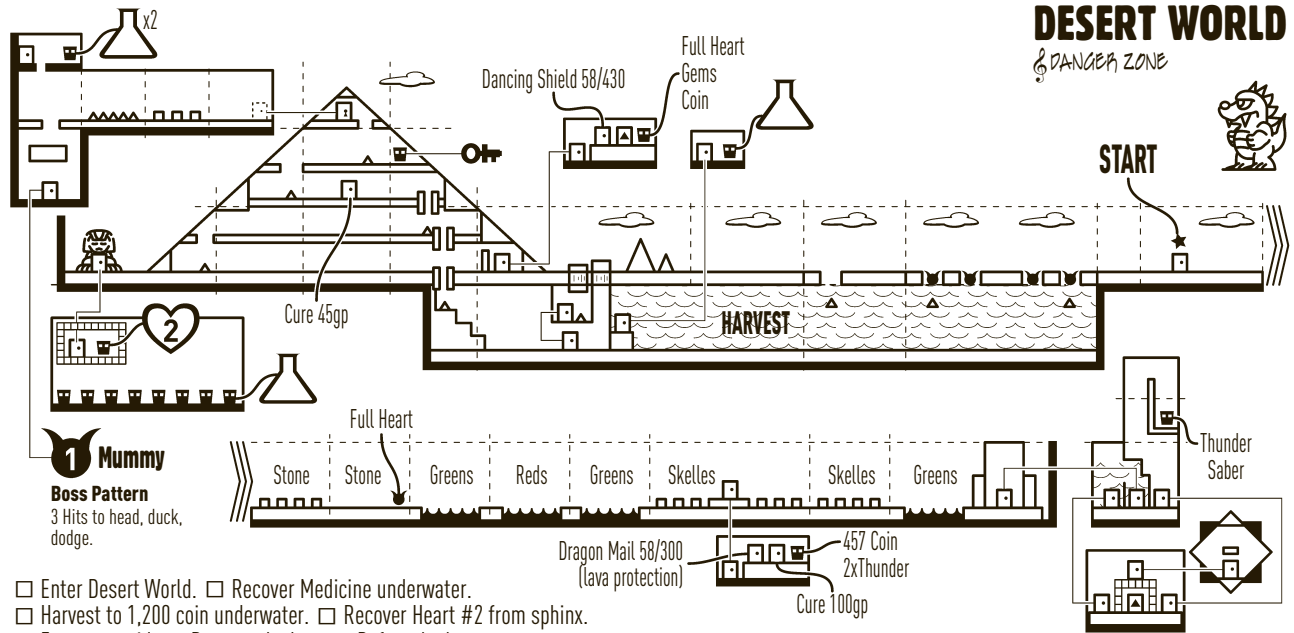
V-Note's Online: Dragon's Curse 1/3

Dragon's Curse

SEQUEL TO: WONDERBOY III - MONSTER LAIR & BIKURIKIMAN

Wonder Boy III: The Dragon's Trap


Ver. 1.0



- Enter Desert World. Recover Medicine underwater.
- Harvest to 1,200 coin underwater. Recover Heart #2 from sphinx.
- Enter pyramid. Recover the key. Defeat the boss.
- Purchase the Dancing Shield. Recover full heart, gems, and coin. Return to Village.
- SAVE.

JUNGLE WORLD

THE JUNGLE
MOUSE MAN FALLING
MONSTER LAIR



- Enter Desert World, get Dragon Mail and return.
- Enter Jungle World. Purchase Shogun equipment.
- Recover Heart #3. Purchase Medicine if you need it.
- Defeat the Boss.
- Return. SAVE.

- Return to Desert to purchase Dragon Mail. Enter the Castle and switch to Mouse-Man. Recover the Thunder Saber.
- Return to Village. Enter the Sea World passage and reveal the hidden Switch Room by breaking the block over the door and transform to Piranha-Man.
- Purchase the Aqua Shield. Recover Heart #4. Harvest to 1,200 coin. Enter the sunken ship and defeat the Captain.
- Purchase the Master Shield. You can now reveal the hidden return door next to the Master Shield shop. Return. SAVE.
- As Mouse-Man use the Thunder Sword to break through the bridge in the Village and enter the Cave passage.
- Drop down the right-side well, and bounce off the springs to break the block and reveal the hidden shop. Purchase the Muramasa Blade.
- Bounce on the springs again to stick to the ceiling. Drop down the left-side well and follow to recover the Magical Saber. Return.
- Purchase the Prince armor. Purchase the Crystal Armor. Transform into Piranha-Man and purchase the Lucky Sword and Samurai Armor.
- Transform to Tiger-Man. Go back to the passage to Cave World and break the floor to recover Heart #5. Drop down the third well.
- SAVE.

USE A
RED
PEN

V-Note's Online: Dragon's Curse 2/3



2005-2011 © V-Note's Online
www.vnotesonline.com

V-Note's Online is not affiliated with or endorsed by any other trademarks contained herein. Dragon's Curse is the property of Hudson Soft 1990.

Dragon's Curse

SEQUEL TO: WONDERBOY III - MONSTER LAIR & BIKURIKIMAN

Wonder Boy III: The Dragon's Trap

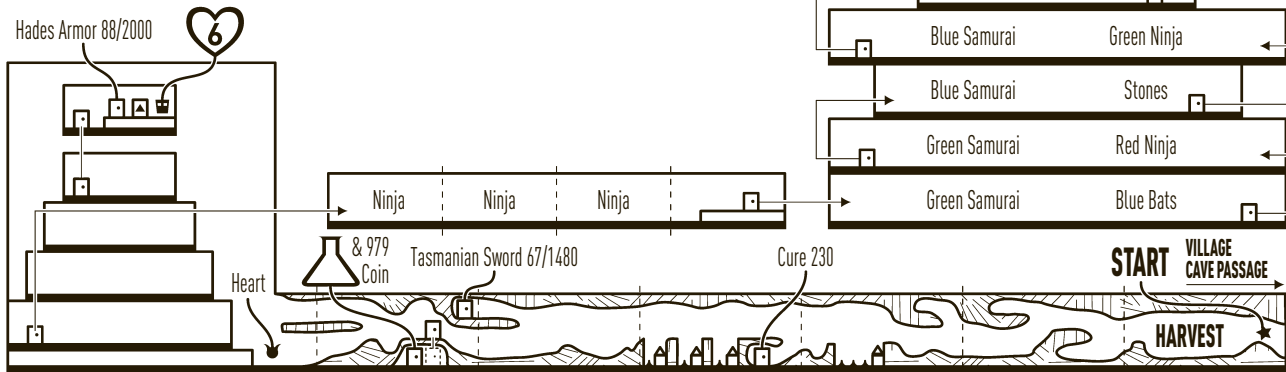
Ver. 1.0

CAVE WORLD

♪ MIND OF A HERO



- Harvest from 300 up to 3,000 coin depending on if you want the Heavenly Shield.
- Defeat Daimyo. Recover Heart #6. Return.
- SAVE.
- Go to chest in passage to Sea World for Heart #7.
- Recover the Legendary equipment from Dragon Castle.
- Return to the sword chest for additional items.



Boss Pattern

With the Murasama Blade, attack him in the face when his sword is up. He advances after firing.
Or, use boomerang to push him off right side of screen, standing on left edge of right side glass, I jump and shoot one moment after I hear the fired shot.

Daimyo



SKY WORLD

♪ MONSTER'S LAIR

- Go to the sphinx for the 8 hidden chests.
- Enter Sky World Castle.
- Switch to Mouse-Man.
- Get the 7th Heart.
- Switch to Piranha-Man.
- Switch to Tiger-Man.
- Switch to Hawk-Man.

Boss Pattern

Use a jumping sword attack, where you attack as you are moving upward, to Vampier's midsection. Also use Thunder.

End Action

Ending. You get a house in the Village.
Credits.
Continuous loop on end title.
Forced soft restart.

GAME CODES

PLAY AS HU-MAN

(US) NODE GO S0000 000
(J) MODE FOR 0000 000

STOP THE DOOR NOISE

(US) R MAY TJE0 PHALUP
(J) PLAY THE ONGA KUN

Start Passwords with maximum 983,040 gold, all equipment, 8 hearts, 99 stones.

Hawk-Man Status 3YHURYW7Y7LL8C
Hu-Man Status 3YHURYW7Y7LPBS
Lizard-Man Status 3YHURYW7Y7LRBW
Mouse-Man Status 3YHURYW7Y7LM80
Piranha-Man Status 3YHURYW7Y7LN84
Tiger-Man Status 3YHURYW7Y7LK88

Mouse-Man

Dancing shield boosts stats.

Tiger-Man

Master Shield and Murasama Blade boost stats.

Hawk-Man

Heavenly Shield boosts stats.

Hades Armor & Heavenly Shield

Combine these items for unlimited life.

Tasmanian Sword

Allows you to change characters in the Sega version.

