

Oddworld: Abe's Oddyssey 1997

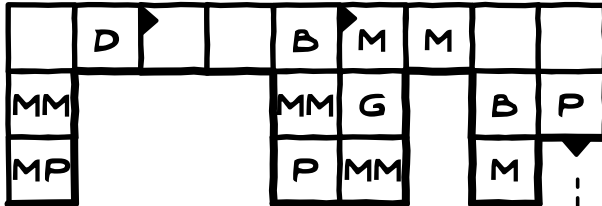
WORK HARD, DIE YOUNG, WIN VALUABLE PRIZES!

◀ A flag signifies a Save-Point where rescues become locked-in.

M - MUDOKON
P - PORTAL
B - BOMBS
D - DOORWAY

F - FIREFLIES
G - GRENADES
S - SACK
D - DIRECTORY

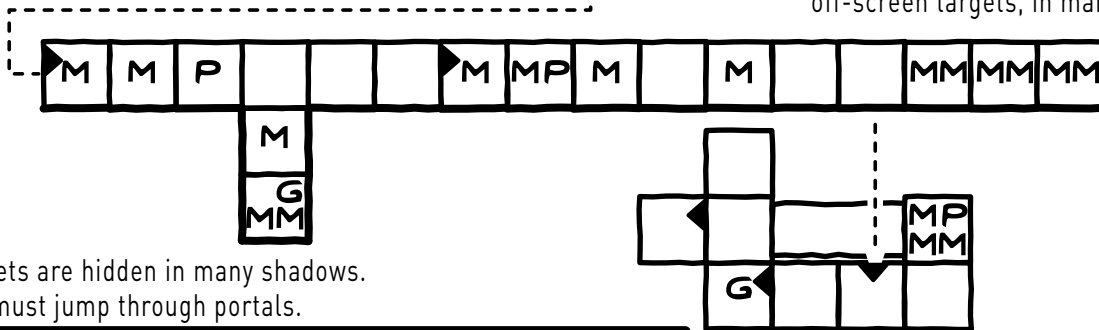
START



Zulag 1

28 Employees Posted

You'll need a lot of grenades to free all of the Mudokons. Learn to time the throwing of grenades so you can destroy Anti-Chant Droids. Also, you must throw grenades to off-screen targets, in many cases.



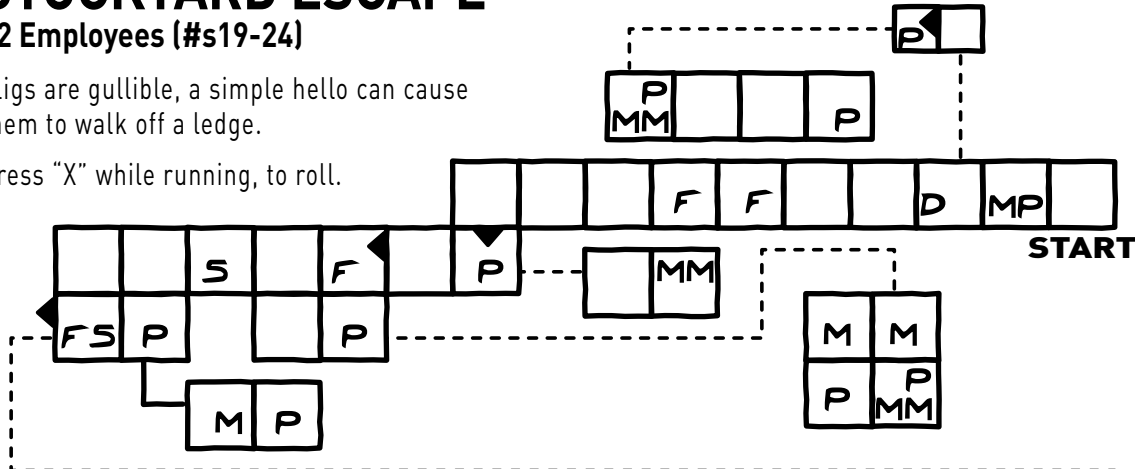
Secrets are hidden in many shadows. You must jump through portals.

STOCKYARD ESCAPE

12 Employees (#s19-24)

Sligs are gullible, a simple hello can cause them to walk off a ledge.

Press "X" while running, to roll.

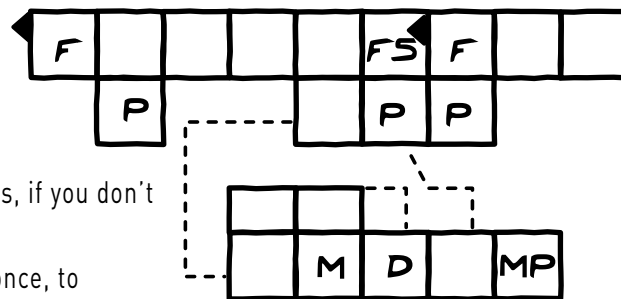


Farting will make an angry Slog attack.

By saying Look Out, when possessing a Slig, Mudokons will duck allowing you to briefly fire your gun.

Mudokons can be beaten to death by Sligs, if you don't act fast enough.

Tell Mudokons to follow you, more than once, to persuade them to walk off a ledge.



USE A RED PEN

Oddworld: Abe's Oddyssey

Monsaic Awakened

0 Employees

Monsaic Awakened
Mimic 1 - Hi, Hi, Fart.
Mimic 2 - Hi, Hi, Lo, Lo, Fart.
Mimic 3 - Hi, Hi, Lo, Lo, Hi, Low, Fart.
Mimic 4 - Hi, Hi, Lo, Lo, Hi, Lo, Hi, Low,
Fart. (at 1st Flintlock.)

Mimic 1 - Hello. Lo, Hi, Hi, Lo, Fart. (Fort entrance.)

Mimic 2 - Hi, Lo, Lo, Hi, Fart. (Password.)

An Elum can jump much farther than a Mudokon
Remember - You can throw items to off-screen targets.

Paramonia

0 Employees

As a Slig, you can say "Here Boy" to a Slog to get 'em under your control. Once this is done you can say "Get 'Em", and the Slog will attack other Sligs.

Paramonian Temple

3 Employees (#s 41-43)

Hi, Lo, Hi, Lo, Hi, Fart. ---

The diagram shows a grid-based layout of the Paramonian Temple. On the left, there are several boxes labeled 'D' representing meat. A dashed line indicates a path from the text 'Hi, Lo, Hi, Lo, Hi, Fart.' to these meat boxes. In the center, there are boxes labeled 'S' representing Slogs. On the right, there are boxes labeled 'P' and 'M' representing Paramites. A dashed line points from the text 'Throw meat down' to the 'M' boxes. Below the diagram, there is a note: 'In some places you can position meat as a lure to crush Paramites with boulders'. To the right of the diagram, another note says: 'You must exit this room while the Paramites are still eating.'

Paramonian Nest

0 Employees

Scrabania

0 Employees

Mimic 1 - Hello. Lo, Hi, Lo, Fart.
Mimic 2 - Hi, Hi, Lo, Fart. (Password.)
Mimic 3 - Hi, Lo, Lo, Hi, Fart.
Mimic 4 - Lo, Hi, Lo, Lo, Fart.
Mimic 5 - Lo, Hi, Lo, Lo, Hi, Fart.
Mimic 6 - Lo, Hi, Hi, Fart.
Mimic 7 - Lo, Hi, Lo, Lo, Hi, Lo, Fart.

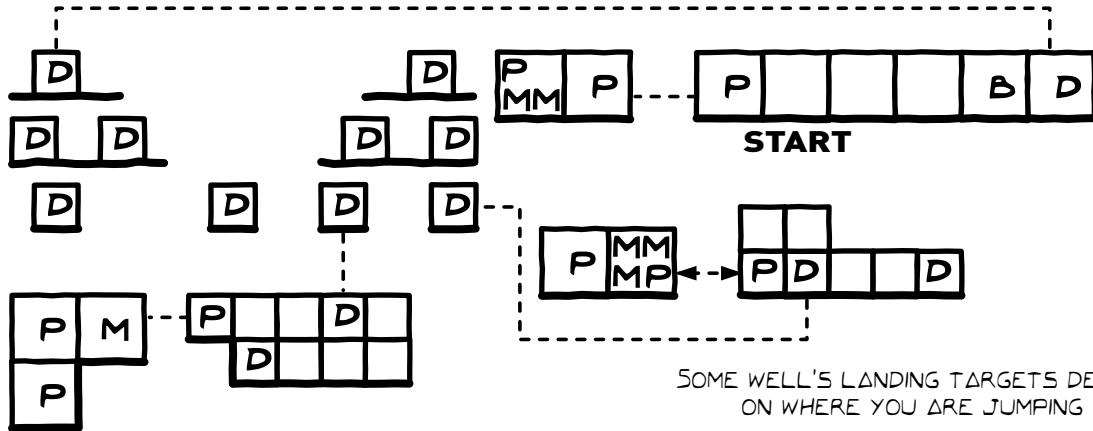
USE A
RED
PEN

2/4

Oddworld: Abe's Oddyssey

Scrabanian Temple

6 Employees (#s 44-49)



Monsaic Awakened

0 Employees

Stockyard Return

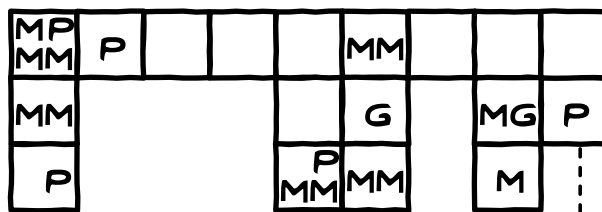
0 Employees

Rupture Farms II

50 Employees

Zulag 1

25 Employees (#s 50-74)



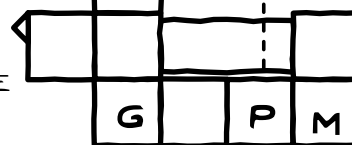
BIRD PORTALS WITH A NUMBER IN IT ENABLE YOU TO RECHARGE YOUR SHRYKULL POWER BY RESCUING, IN A SINGLE CHANT, THE GIVEN NUMBER (OF MUDOKONS).

- SPIRIT RING

TO ZULAG 2



WAIT TO SAVE THIS ONE



START

REMEMBER, GRENADES EXPLODE ON THE SIXTH BEEP. SAVE BEFORE ENTERING THE DOOR TO ZULAG 2.

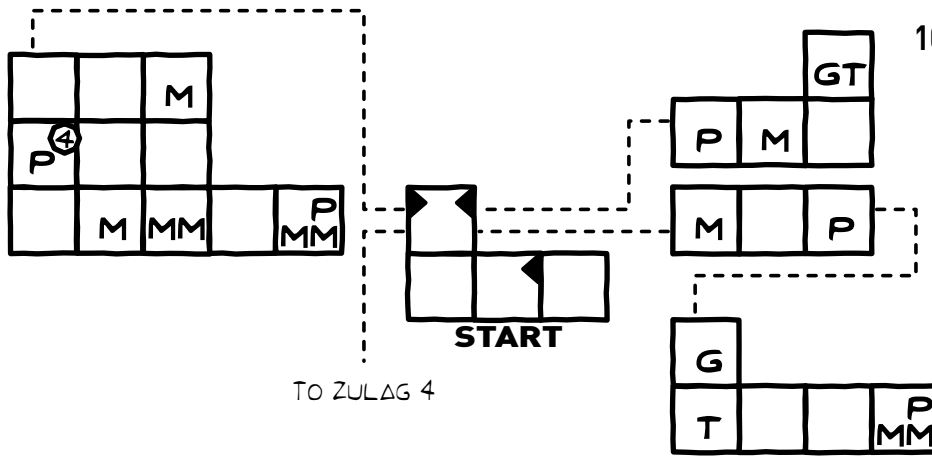
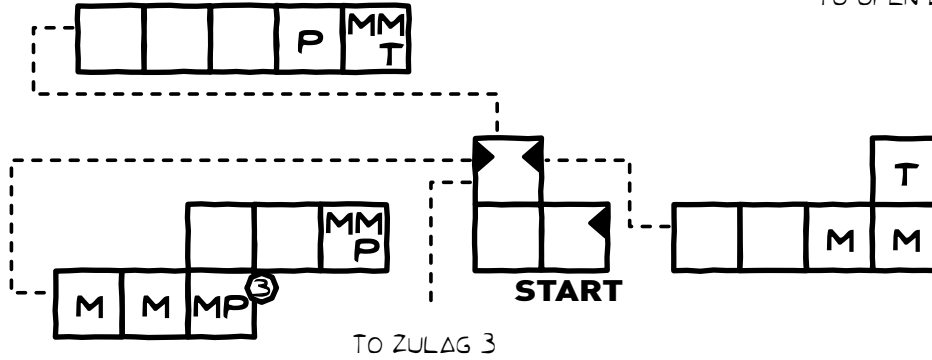
USE A RED PEN

Oddworld: Abe's Oddyssey

ZULAG 2

9 Employees (#s 75-83)

FLIP THE TRANSPORT LEVERS TO OPEN DOORS.



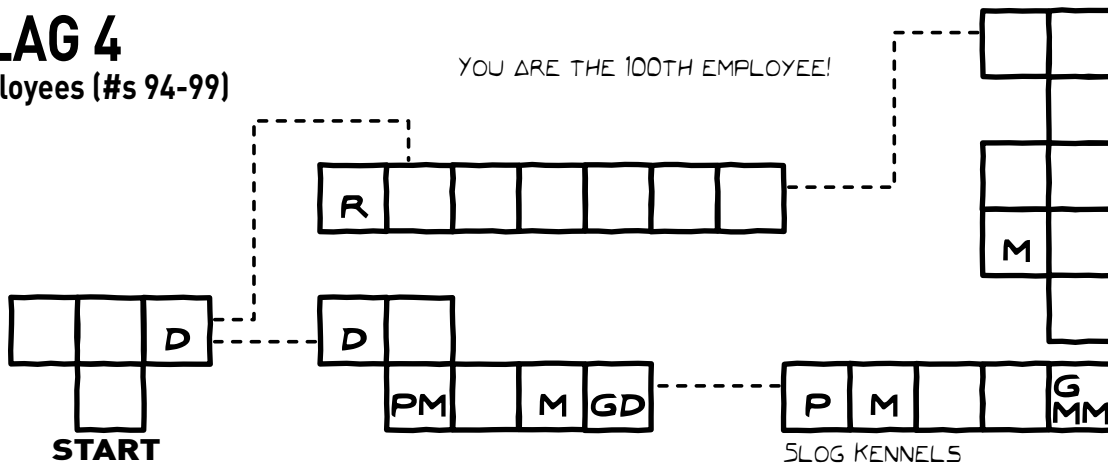
Zulag 3

10 Employees (#s 84-93)

ZULAG 4

6 Employees (#s 94-99)

YOU ARE THE 100TH EMPLOYEE!



USE A
RED
PEN

